


RMS ROTARY MAINS SWITCH

GENERAL ELECTRICAL & MECHANICAL SPECIFICATION

RoHS COMPLIANT

Switch Rating:	4/80A @ 250Vac. R/C 10A @ 12Vdc
Life:	>15,000 Cycles
Operating Temperature:	-25°C to +85°C
Proof Voltage:	3 KVac (Initial)
Insulation Resistance:	>999MΩ @ 500Vdc (Initial)
Contact Resistance:	<20 mΩ (Initial)
Contact Gap:	3mm (min)
Switch Contacts:	Silver Cadmium Oxide
Switch Chamber:	Polyester G.F. (PBT) V0 Rated
Tag Panel:	SRBP
Terminals:	Brass CZ108, Ag plated

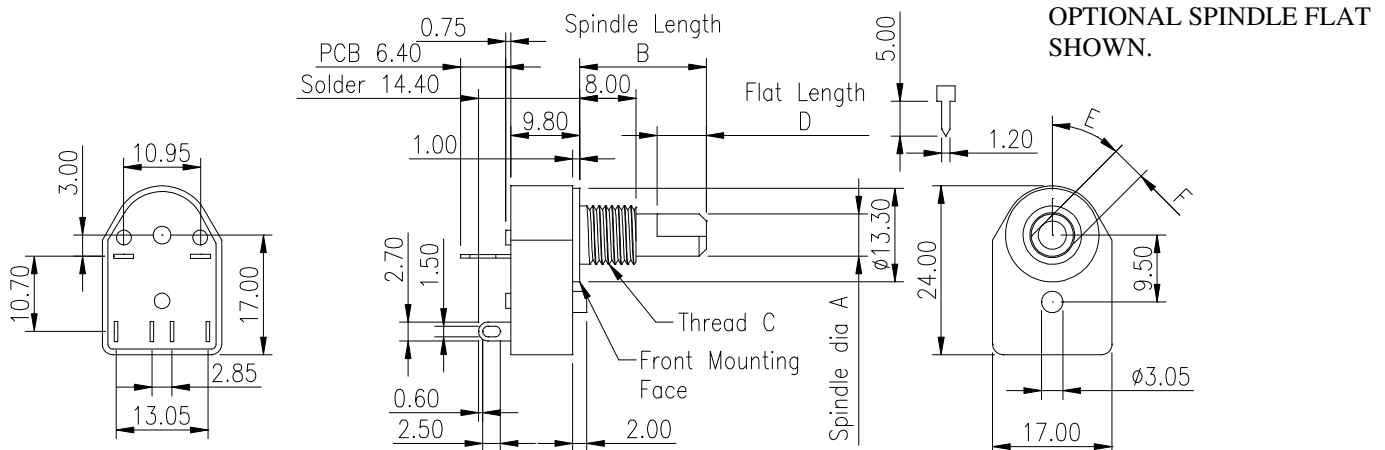


APPROVED TO EN61058 ENEC (VDE)
Note: CHANGEOVER TYPE HAS NO APPROVALS.

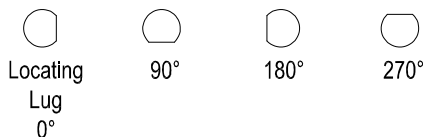
GENERAL FEATURES

- Made in UK.
- 45° Index Angle.
- Double Pole single throw basic circuitry.
- Solder or Printed Circuit Terminals.
- Spindle flats (optional)

TERMINAL LAYOUT



OPTIONAL SPINDLE FLATS



NOTE: The angle of the spindle flat is shown with the locating lug at the bottom of the switch, when the switch is set in the fully anticlockwise position (i.e. position 1) viewed from the knob end of the spindle.

STANDARD PART NUMBERS

BASIC TYPES	A	B	C	D	E	F
	Spindle Diameter	Spindle Length	Bush Thread	Spindle Flat Lgth	Spindle Angle	Spindle Flat
IMPERIAL	6.35mm	55mm	9.52 x 32TPI	No Flat	N/a	N/a
METRIC	6.0mm	38mm	M10 x 0.75	No Flat	N/a	N/a

CIRCUITRY	TERMINAL LAYOUT VIEWED FROM REAR OF SWITCH	TERMINAL TYPE	STANDARD METRIC SWITCHES	STANDARD IMPERIAL SWITCHES
2 POLE OFF-ON		SOLDER	RMS1035	RMS1100
		PCB	RMS1130	RMS1159
CIRCUITRY	TERMINAL LAYOUT VIEWED FROM REAR OF SWITCH	TERMINAL TYPE	STANDARD METRIC SWITCHES	STANDARD IMPERIAL SWITCHES
2 POLE CHANGEOVER (Not approved)		SOLDER	RMS1089	RMS1101
		PCB	RMS1153	RMS1128