

SRLCKB LOCK SWITCHES

GENERAL ELECTRICAL & MECHANICAL SPECIFICATION

Switch Rating:	150mA @ 250V ac/dc resistive load
Life:	>10,000 Cycles
Operating Temperature:	-30°C to +85 °C
Proof Voltage:	1,500Vac (Initial)
Insulation Resistance:	>999 MΩ at 500Vdc (Initial)
Contact Resistance:	<20mΩ (initial)
Housing Material:	Polyamide 6.6 G.F. V0 Rated
Wafer Material:	Polyamide 6.6 G.F. V0 Rated
Contact/Terminal Material:	Brass CZ108 Ag Plated
Lock Housing:	Zinc Alloy Bright Cr Plated
Lock Type:	5 Disc
Std. Qty. of Keys per lock:	2 Brass - Ni Plated

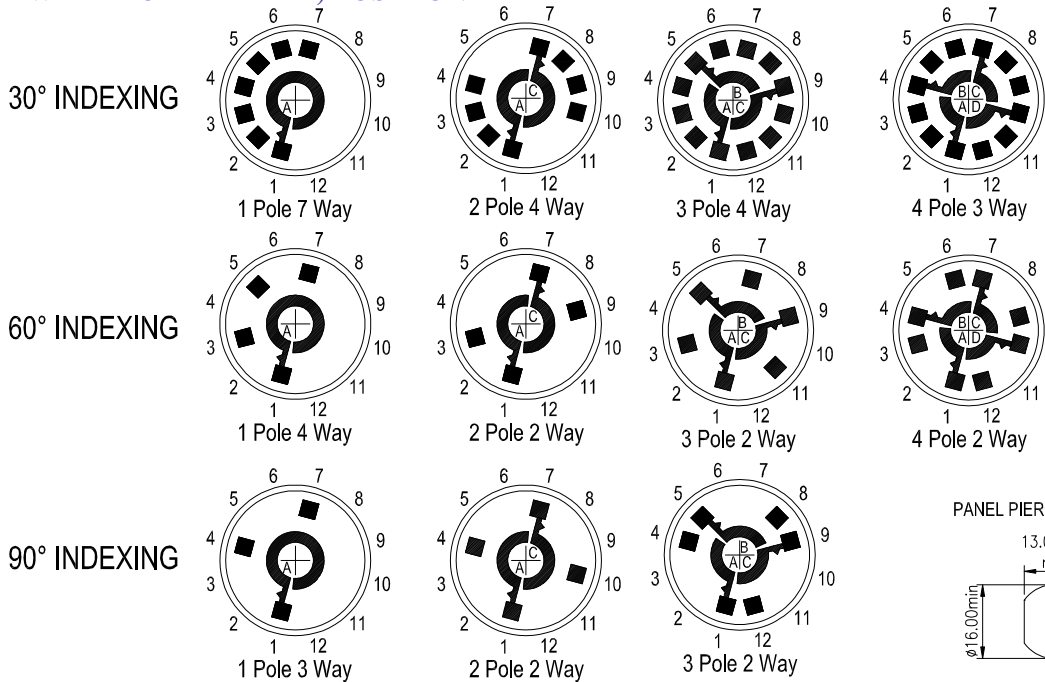


GENERAL FEATURES

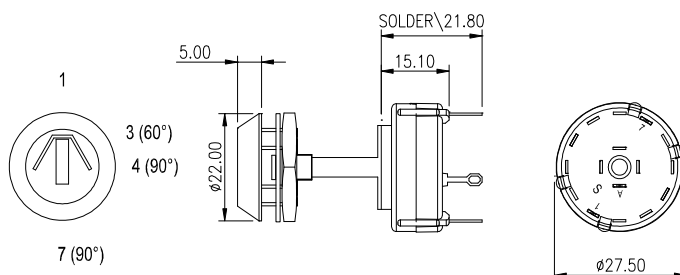
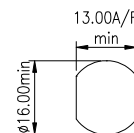
- Made in UK.
- Moulded Single Wafer Lock switch.
- Two part construction. The lock is inserted into the panel from the front. The CK module bracketted, assembled from the rear of the panel.
- All contacts are non-shorting (BBM).
- Solder or printed circuit terminals.
- Keys removable at 60° or 90° angles
- Panel thickness 1-2mm.
- Switch indexed 30°, 60° or 90°.
- Two keys per lock. Additional keys to order.
- Keys to pass (common combination) or 200 differ (different combinations)
- Key type flat, double entry (key can be inserted into the lock either way up)

CK LOCK SWITCH MODULE TERMINAL LAYOUTS

(VIEWED FROM THE KEY) POSITION 1



PANEL PIERCING DETAILS



SRLCKB LOCK SWITCHES

BASIC PART No.	SWITCH POLES	SWITCH OUTPUTS	TOTAL MOVEMENT	MODULE INDEXING	KEY WITHDRAWAL POSITIONS
SRLCKB-30-13-*-A	1	3	60°	30°	1 ONLY
SRLCKB-30-13-*-B	1	3	60°	30°	1 , 3
SRLCKB-30-23-*-A	2	3	60°	30°	1 ONLY
SRLCKB-30-23-*-B	2	3	60°	30°	1 , 3
SRLCKB-30-33-*-A	3	3	60°	30°	1 ONLY
SRLCKB-30-33-*-B	3	3	60°	30°	1 , 3
SRLCKB-30-43-*-A	4	3	60°	30°	1 ONLY
SRLCKB-30-43-*-B	4	3	60°	30°	1 , 3
SRLCKB-30-14-*-A	1	4	90°	30°	1 ONLY
SRLCKB-30-14-*-C	1	4	90°	30°	1 , 4
SRLCKB-30-24-*-A	2	4	90°	30°	1 ONLY
SRLCKB-30-24-*-C	2	4	90°	30°	1 , 4
SRLCKB-30-34-*-A	3	4	90°	30°	1 ONLY
SRLCKB-30-34-*-C	3	4	90°	30°	1 , 4
SRLCKB-30-17-*-D	1	7	180°	30°	1 , 4 , 7
SRLCKB-60-12-*-A	1	2	60°	60°	1 ONLY
SRLCKB-60-12-*-B	1	2	60°	60°	1 , 3
SRLCKB-60-22-*-A	2	2	60°	60°	1 ONLY
SRLCKB-60-22-*-B	2	2	60°	60°	1 , 3
SRLCKB-60-32-*-A	3	2	60°	60°	1 ONLY
SRLCKB-60-32-*-B	3	2	60°	60°	1 , 3
SRLCKB-60-42-*-A	4	2	60°	60°	1 ONLY
SRLCKB-60-42-*-B	4	2	60°	60°	1 , 3
SRLCKB-60-14-*-E	1	4	180°	60°	1 , 7
SRLCKB-90-12-*-A	1	2	90°	90°	1 ONLY
SRLCKB-90-12-*-C	1	2	90°	90°	1 , 4
SRLCKB-90-22-*-A	2	2	90°	90°	1 ONLY
SRLCKB-90-22-*-C	2	2	90°	90°	1 , 4
SRLCKB-90-32-*-A	3	2	90°	90°	1 ONLY
SRLCKB-90-32-*-C	3	2	90°	90°	1 , 4
SRLCKB-90-13-*-D	1	3	180°	90°	1 , 4 , 7

★	MBB or BBM	Contact Type	Contact Plating
A	BBM	Solder	SILVER
B	MBB	Solder	
C	BBM	PCB	
D	MBB	PCB	
E	BBM	Solder	
F	MBB	Solder	GOLD PLATE
G	BBM	PCB	
H	MBB	PCB	
I	BBM	Solder	GOLD FLASH
J	MBB	Solder	
K	BBM	PCB	
L	MBB	PCB	

REPLACE * IN BASIC CODE WITH LETTER FROM ABOVE TABLE. MBB ONLY IN 30°

SAME KEY NUMBER 901 IS SUPPLIED AS STANDARD.

TO REQUEST DIFFER KEY PLEASE ADD 'D' TO END OF PART NUMBER. i.e. SRLCKB-90-32-A-C-D