

IRL IMPULSION LOCK SWITCHES

GENERAL ELECTRICAL & MECHANICAL SPECIFICATION

Switch Rating:	1A @ 115Vac resistive load
(Switching Resistive load):	1A @ 24Vdc resistive load
Life:	>10,000 Cycles
Operating Temperature:	-20°C to +65 °C
Proof Voltage:	750 Vdc (Initial)
Insulation Resistance:	>999 MΩ at 500Vdc (Initial)
Contact Resistance:	<20 mΩ (Initial)
Lock Type:	5 Disc
Std. Qty. of Keys per Lock:	2 Mild Steel Ni Plated
Contact Material:	Brass CZ108 Ag Plated
Moulding Material:	Polyamide 6.6 G.F. V0 Rated
Lock Housing:	Zinc Alloy Bright Cr Plated

RoHS COMPLIANT

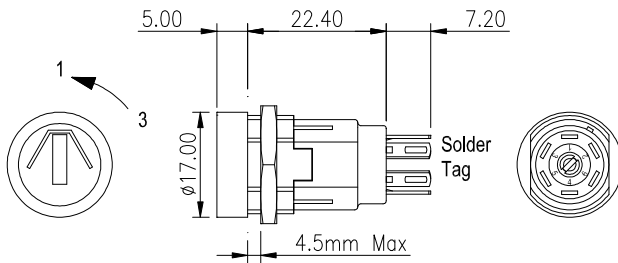


GENERAL FEATURES

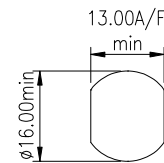
- Made in UK.
- Miniature key-operated Lock switch.
- Double pole
- Up to 200 key combinations – keys to differ. (D reference at end of part no)
- Common keys available – keys to pass.
- Keys are double entry (they can be inserted into the lock either way up).
- Occupies small panel area.
- Easily assembled through front of equipment panel.
- Rear projection less than 30mm from panel.

DOUBLE POLE LOCK SWITCH

Parallel Lock Head 60° Indexing



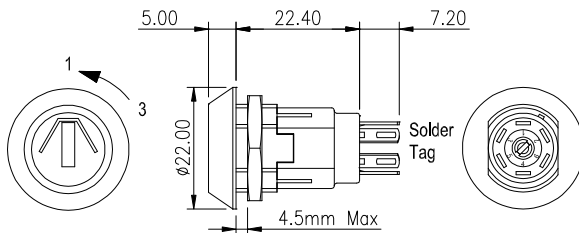
PANEL PIERCING DETAILS



BASIC PART No.	TOTAL MOVEMENT	INDEXING	KEY WITHDRAWAL POSITIONS	SWITCH CONFIGURATION
IRL-5-K-S-2	60°	60°	1 ONLY	1 — 2
IRL-5-K-D-2				3 — 5
				4 — 6

DOUBLE POLE LOCK SWITCH

Tapered Lock Head 60° Indexing



BASIC PART No.	TOTAL MOVEMENT	INDEXING	KEY WITHDRAWAL POSITIONS	SWITCH CONFIGURATION
IRL-5-M-S-2	60°	60°	1 ONLY	1 — 2
IRL-5-M-D-2				3 — 5
				4 — 6

TWO POSITION ONLY SPRING BACK TO POSITION 1. KEY REMOVEABLE IN POSITION 1 ONLY